

Are you experiencing any problem?

We are always looking for ways to improve the App. If you have any comments or difficulties while reporting odour observations, please let us know. You can contact us via email at odourcollect@ibercivis.es

Become a super citizen scientist!




Interact with other users





Look up the odour map



Be part of a pilot case study

 odourcollect.eu

 [@Odourcollect](https://twitter.com/Odourcollect)

 [odourcollect](https://facebook.com/odourcollect)



Funded by the Horizon 2020 programme of the European Union
Grant Agreement No 789315




D-NOSES

Distributed Network for Odour Sensing,
Empowerment and Sustainability



User guide of the OdourCollect App

Smell and share!



OdourCollect is part of the D-NOSES project

 dnoses.eu


OdourCollect App

OdourCollect is a free app you can use to report odours you come across in your daily life. This app will be used across the world to build up collaborative odour maps and gather data that can help communities affected by odour pollution.

Contribute to a healthier community and report odours in your area!

How to download

Access GooglePlay (Android) or the AppStore (Iphone) and type **OdourCollect**



You can also add odours through the website odourcollect.eu. If you have any questions or would like to report an area where odour pollution exists, please contact us on odourcollect@ibercivis.es.

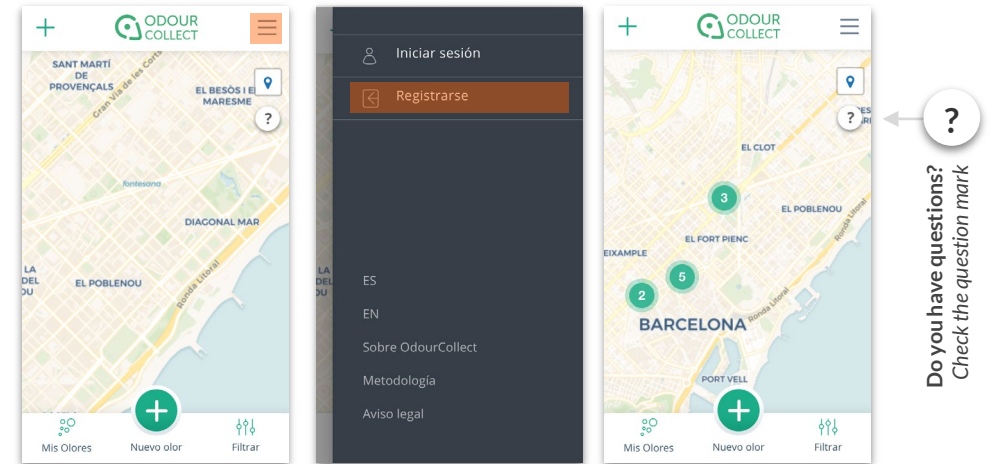
How to report an odour

To report an odour, just follow these simple steps:

- 1 Select Add a new odour.
- 2 Choose the type of the odour perceived (if you have doubts, you can always guess).
- 3 Score the odour intensity from 1 to 6.
- 4 Score how pleasant or unpleasant is the odour.
- 5 Add the duration of the odour episode. You may also add any comments.

Sign in

To register, you can simply enter your email, username and password. Keep in mind that when registering, you will receive an email to verify your account. Don't forget to verify it by clicking on the link provided!



NOTE: The app or website will ask you for access to your location. This is only so the observations you make can be added to the map wherever you are. Location data will always be anonymized before being reported.

